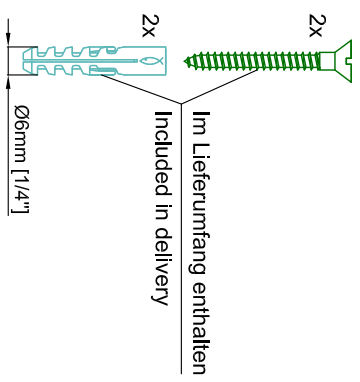
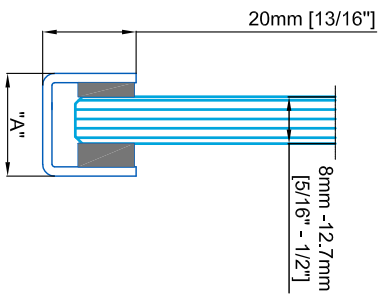
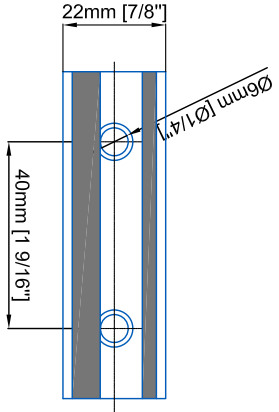
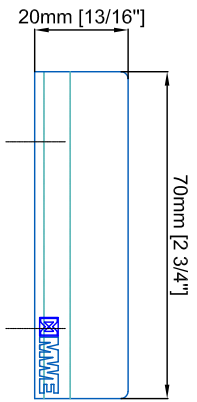


Technical drawings are subject to change without notice.  
 All millimeter dimensions are exact and supersede inch conversions.  
 Copyright MWE NA Inc., all rights reserved. Reproduction or other use  
 of these designs without written consent from MWE NA Inc. is prohibited.



Maß dimension

A	Glas glass				
	6mm [1/4"]	8mm [5/16"]	10mm [3/8"]	12.7mm [1/2"]	
	22mm [7/8"]	24mm [15/16"]	26mm [1"]	28mm [1 1/8"]	