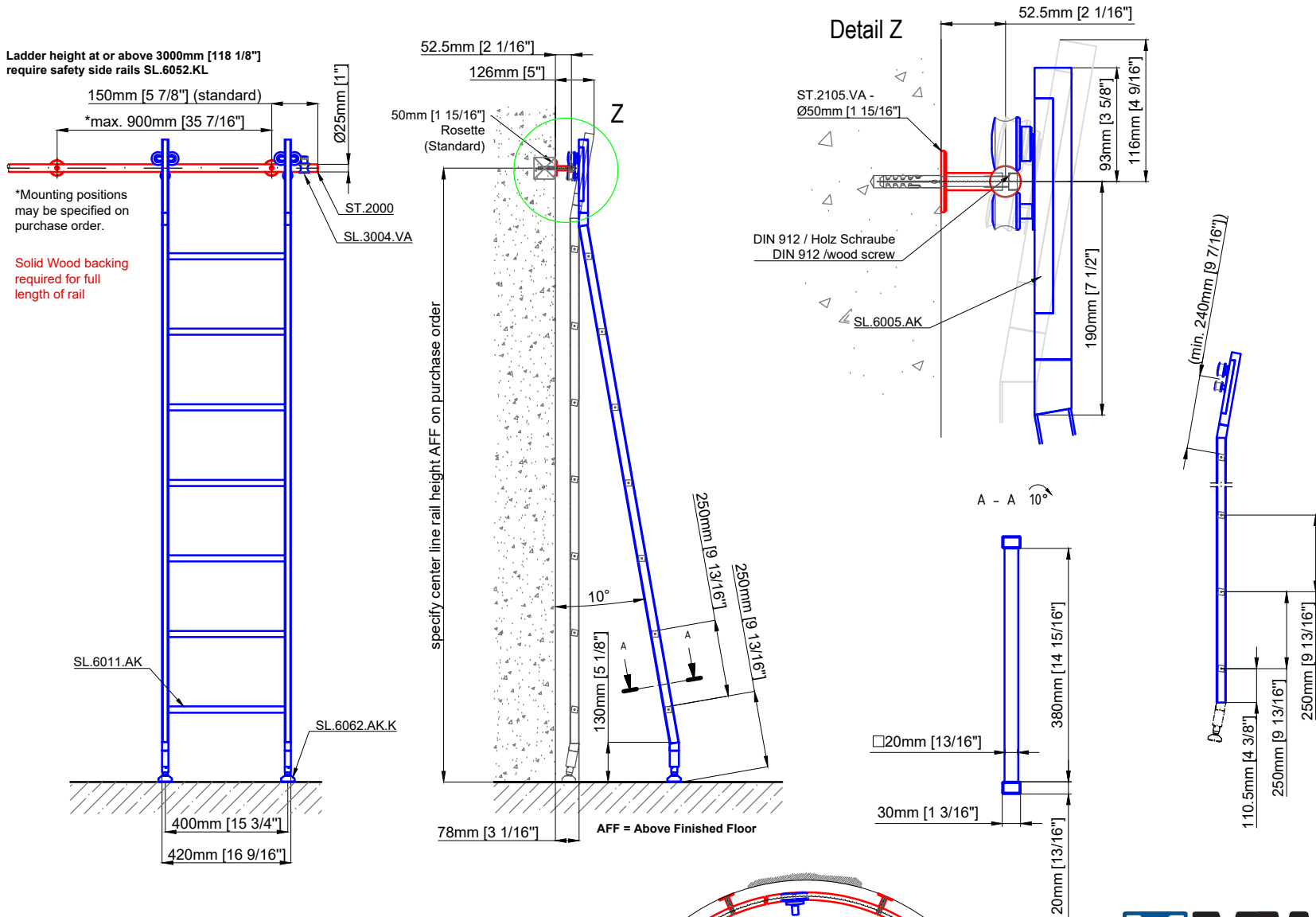
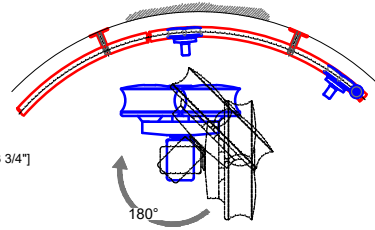


Technical drawings are subject to change without notice.
 All millimeter dimensions are exact and supersede inch conversions.

Copyright MWE NA Inc., all rights reserved. Reproduction or other use of these designs without written consent from MWE NA Inc. is prohibited.



example:
 -curved rail
 -rail radius:
 min. 350mm [13 3/4"]



Vario Telescoping Ladder

SL.6005.AK

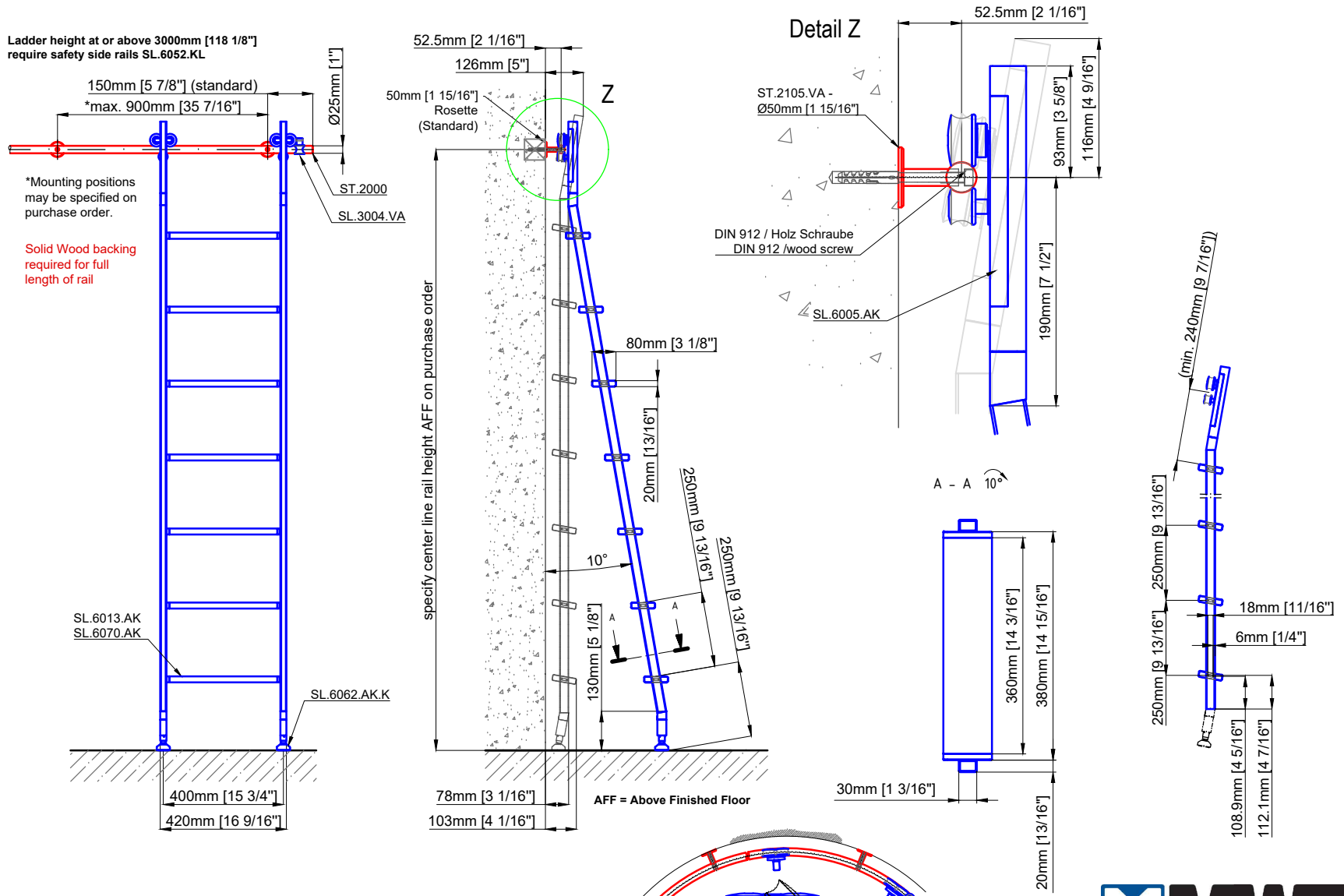
Date Prepared: March 2024

Prepared By: AB

MWE[®]
 Stainless Steel Manufacturer
 NORTH AMERICA
 Email: sales@mwe-na.com
www.mwe-na.com

Technical drawings are subject to change without notice.
 All millimeter dimensions are exact and supersede inch conversions.

Copyright MWE NA Inc., all rights reserved. Reproduction or other use of these designs without written consent from MWE NA Inc. is prohibited.



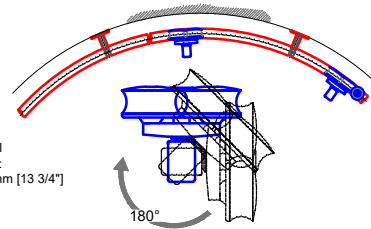
Vario Telescoping Ladder

SL.6005.AK.E

Date Prepared: March 2024

Prepared By: AB

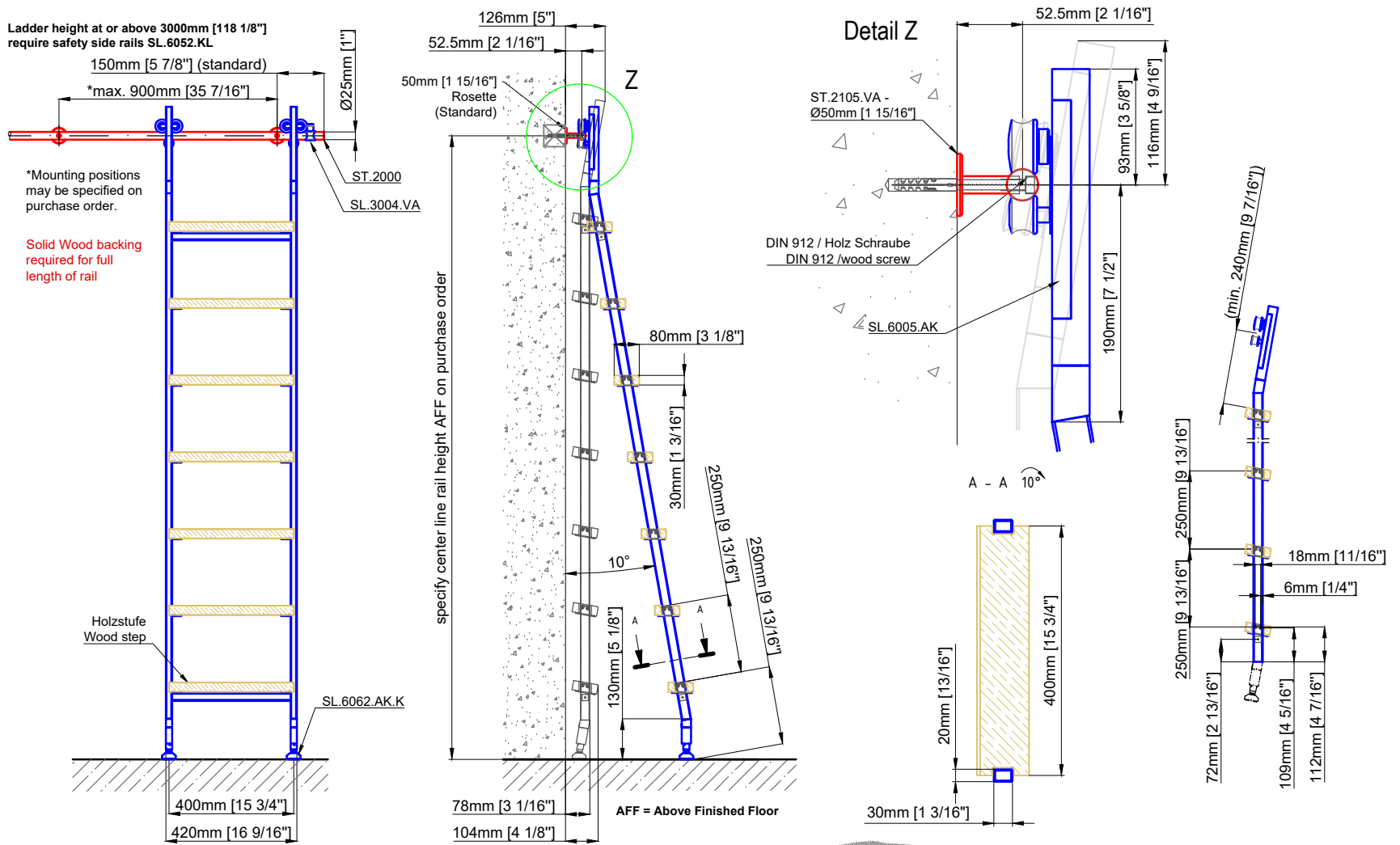
example:
 -curved rail
 -rail radius:
 min. 350mm [13 3/4"]



MWE[®]
 Stainless Steel Manufacturer
 NORTH AMERICA
 Email: sales@mwe-na.com
www.mwe-na.com

Technical drawings are subject to change without notice.
 All millimeter dimensions are exact and supersede inch conversions.

Copyright MWE NA Inc., all rights reserved. Reproduction or other use of these designs without written consent from MWE NA Inc. is prohibited.

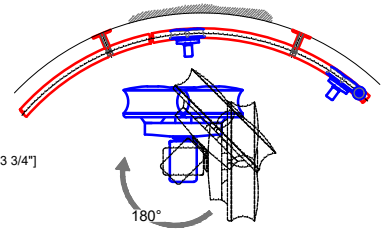


Vario Telescoping Ladder

SL.6005.AK.H

Date Prepared: March 2024 | Prepared By: AB

example:
 -curved rail
 -rail radius
 min. 350mm [13 3/4"]



MWE[®]
 Stainless Steel Manufacturer
 NORTH AMERICA
 Email: sales@mwe-na.com
www.mwe-na.com

Technical drawings are subject to change without notice.
 All millimeter dimensions are exact and supersede inch conversions.

Copyright MWE NA Inc., all rights reserved. Reproduction or other use of these designs
 without written consent from MWE NA Inc. is prohibited.

Ladder height at or above 3000mm [118 1/8"]
 require safety side rails SL.6052.KL

150mm [5 7/8"] (standard)
 max. 900mm [35 7/16"]

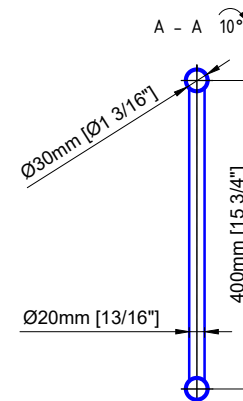
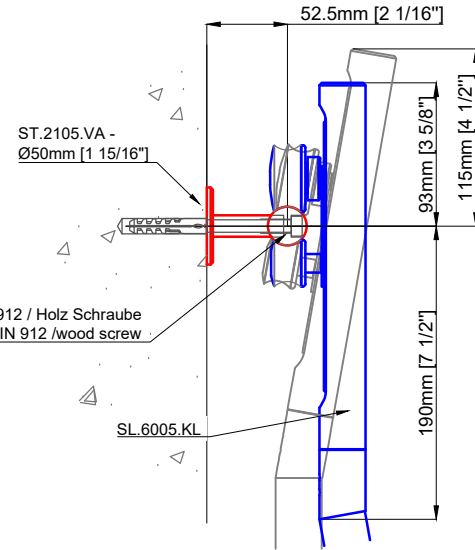
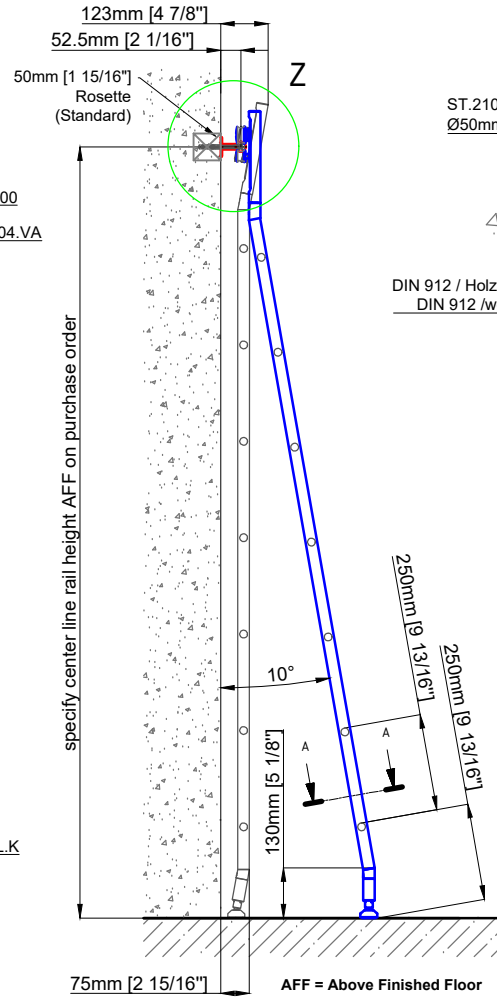
*Mounting positions
 may be specified on
 purchase order.

Solid Wood backing
 required for full
 length of rail

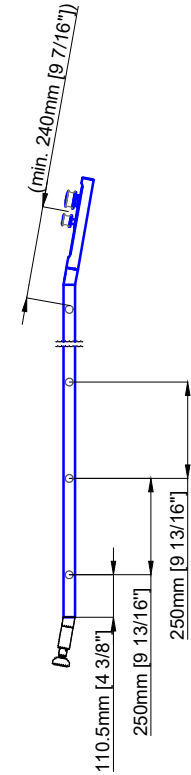
SL.6011.KL

SL.6062.KL.K

400mm [15 3/4"]
 430mm [16 15/16"]



Detail Z



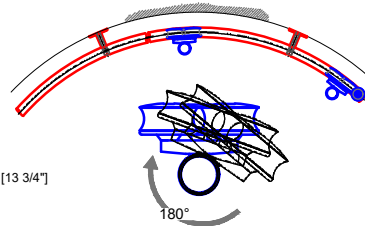
Vario Telescoping Ladder

SL.6005.KL

Date Prepared: March 2024

Prepared By: AB

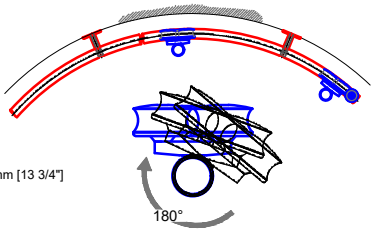
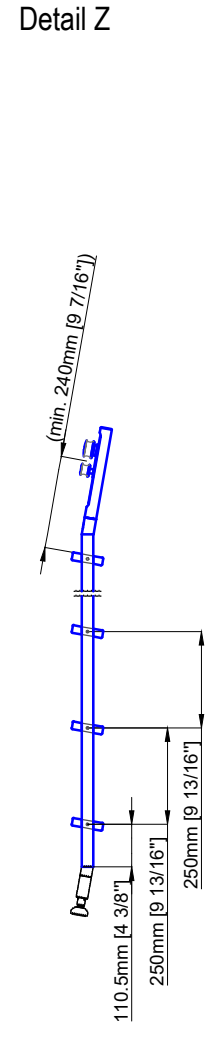
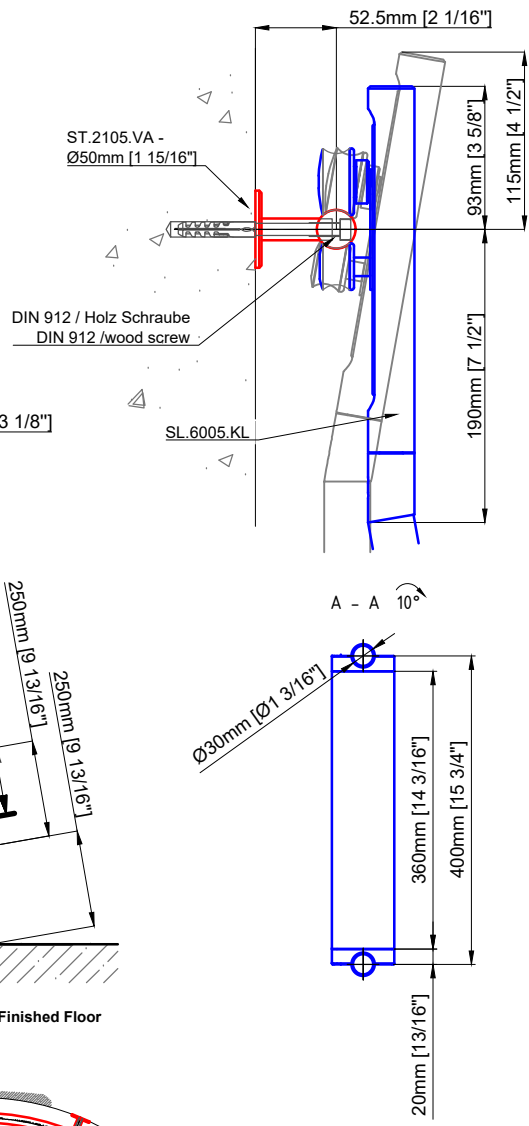
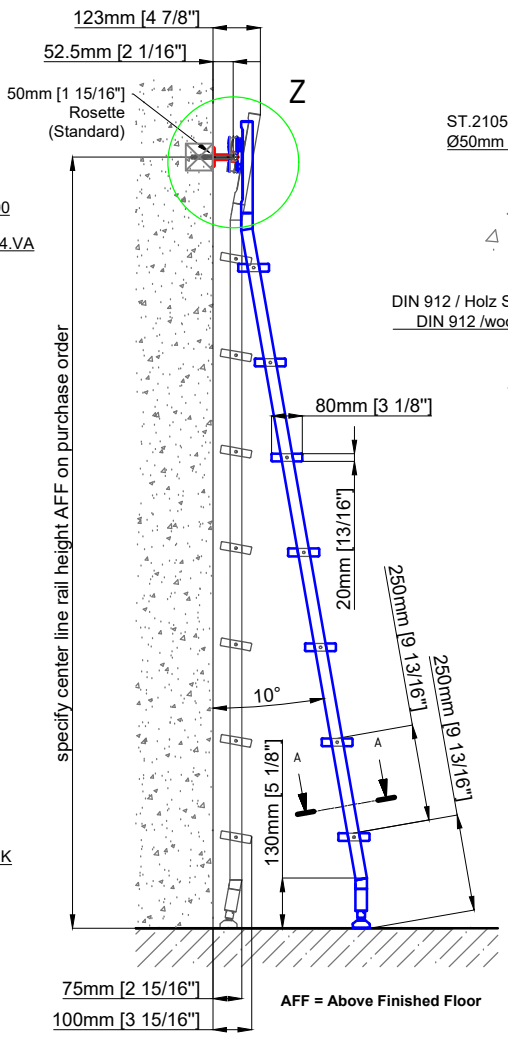
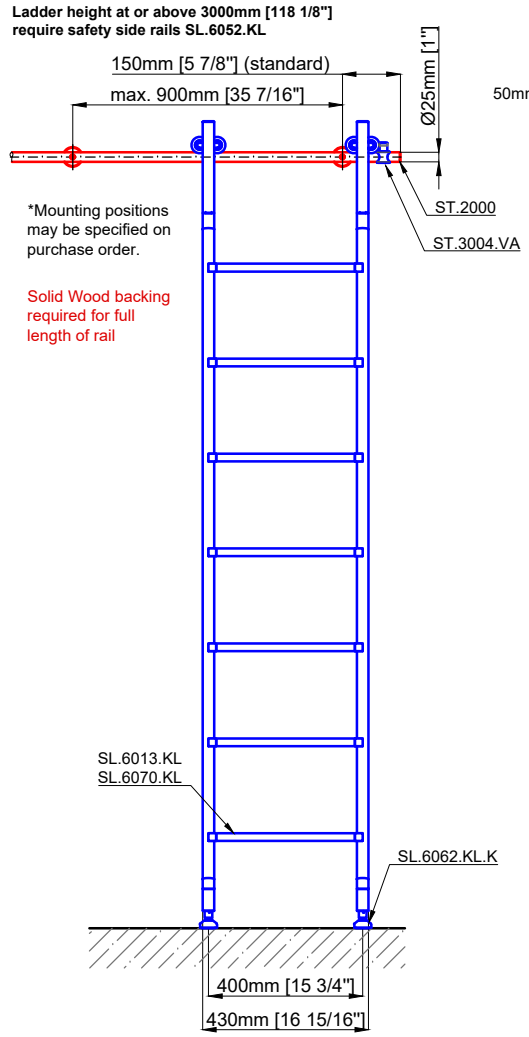
example:
 -curved rail
 -rail radius min. 350mm [13 3/4"]



MWE[®]
 Stainless Steel Manufacturer
 NORTH AMERICA
 Email: sales@mwe-na.com
www.mwe-na.com

Technical drawings are subject to change without notice.
 All millimeter dimensions are exact and supersede inch conversions.

Copyright MWE NA Inc., all rights reserved. Reproduction or other use of these designs without written consent from MWE NA Inc. is prohibited.



Vario Telescoping Ladder

SL.6005.KL.E

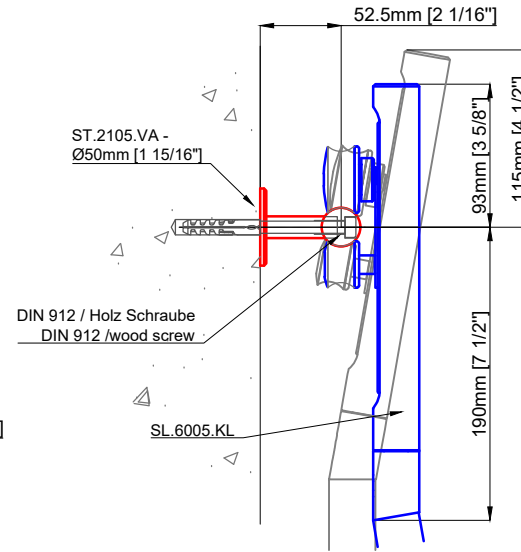
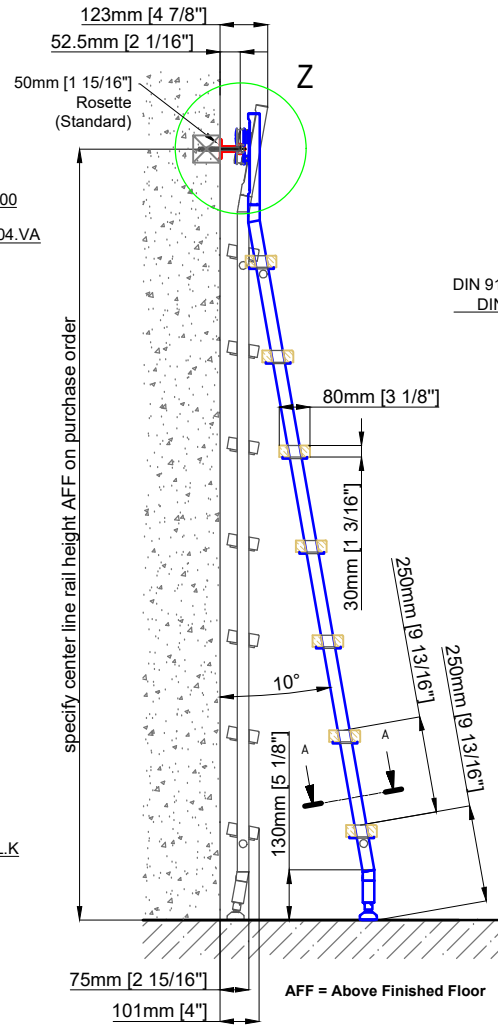
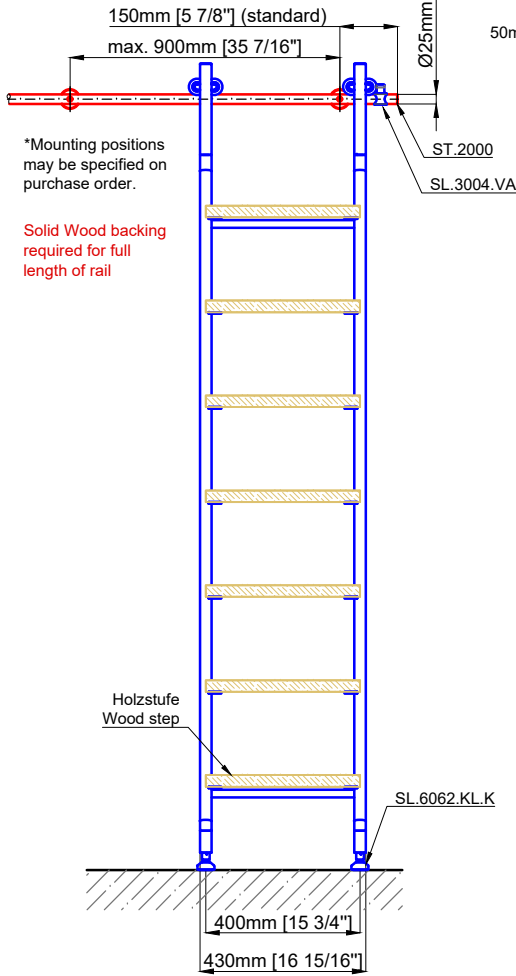
Date Prepared: March 2024 | Prepared By: AB

MWE[®]
 Stainless Steel Manufacturer
 NORTH AMERICA
 Email: sales@mwe-na.com
www.mwe-na.com

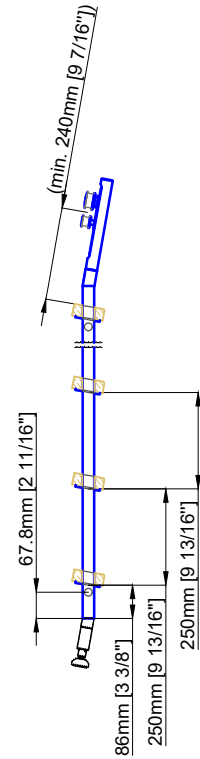
Technical drawings are subject to change without notice.
All millimeter dimensions are exact and supersede inch conversions.

Copyright MWE NA Inc., all rights reserved. Reproduction or other use of these designs without written consent from MWE NA Inc. is prohibited.

Ladder height at or above 3000mm [118 1/8"] require safety side rails SL.6052.KL

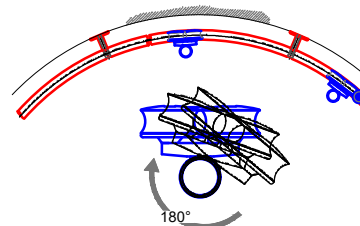


Detail Z



Beispiel:
-gebogene Laufschiene
-Laufschieneradius min. 350 mm

example:
-curved rail
-rail radius min. 350 mm



Vario Telescoping Ladder

SL.6005.KL.H

Date Prepared: March 2024

Prepared By: AB

MWE[®]
Stainless Steel Manufacturer
NORTH AMERICA
Email: sales@mwe-na.com
www.mwe-na.com