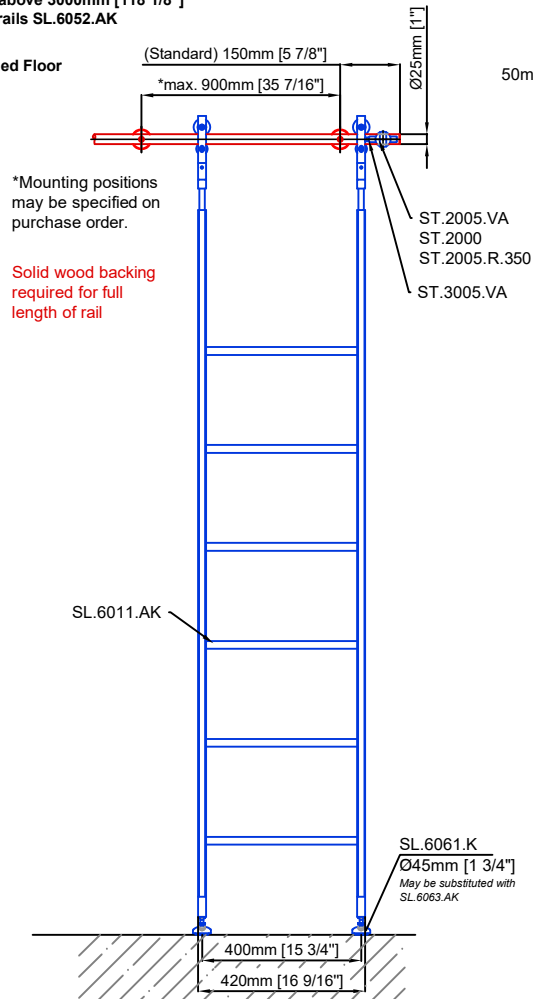


Technical drawings are subject to change without notice.  
All millimeter dimensions are exact and supersede inch conversions.

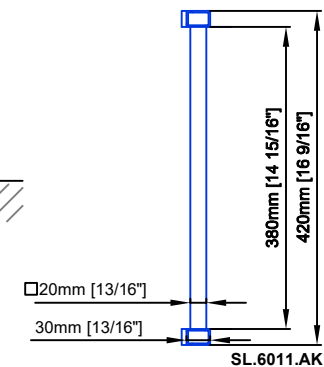
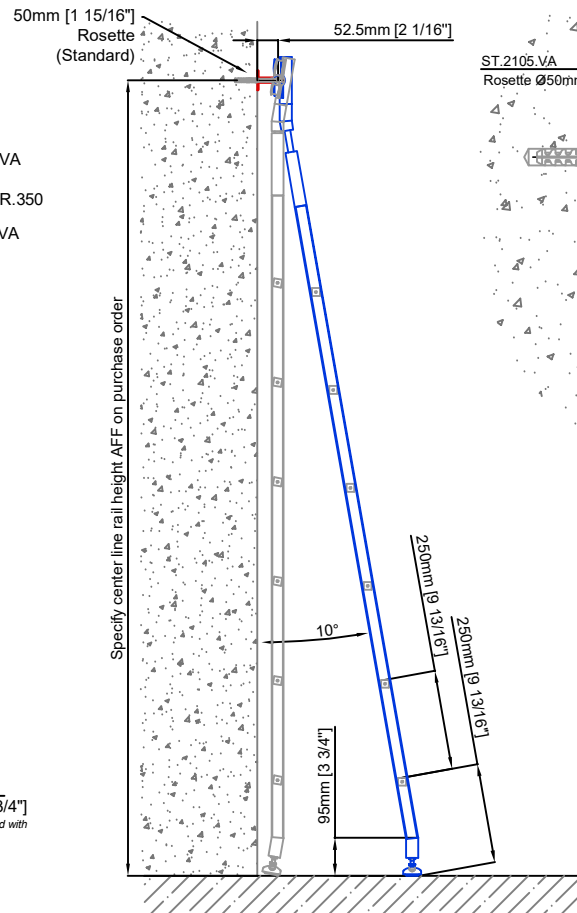
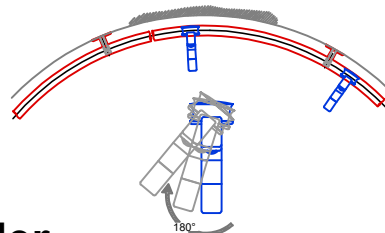
Copyright MWE NA Inc., all rights reserved. Reproduction or other use of these designs without written consent from MWE NA Inc. is prohibited.

Ladder height at or above 3000mm [118 1/8"]  
require safety side rails SL.6052.AK

AFF = Above Finished Floor



Example:  
- Curved rail  
- Rail radius on request



\*\*Ladder height above 3000mm [118 1/8"] requires alternative telescoping head at 65mm [2 9/16"]

# Vario Telescoping Ladder

## SL.6005.AK

Date Prepared: January 2023

Prepared By: AB

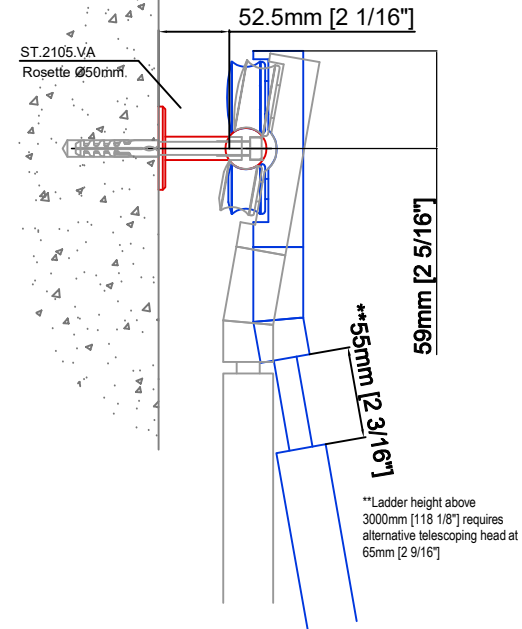
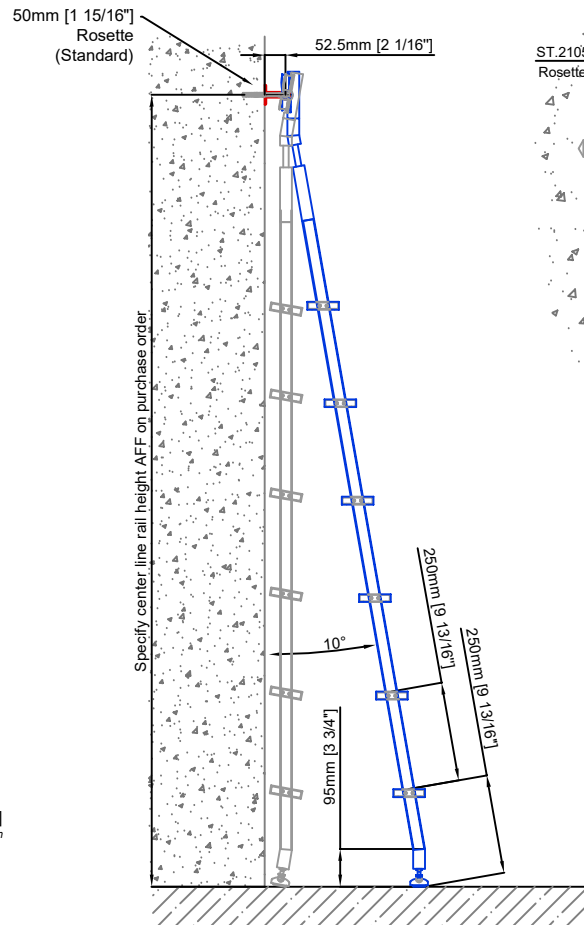
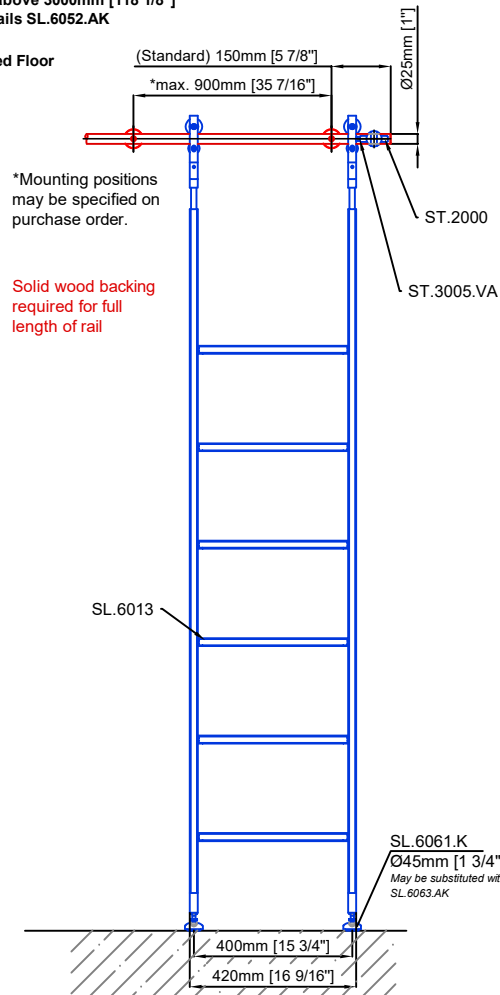
**MWE**  
Stainless Steel Manufacturer  
NORTH AMERICA  
Email: [sales@mwe-na.com](mailto:sales@mwe-na.com)  
[www.mwe-na.com](http://www.mwe-na.com)

Technical drawings are subject to change without notice.  
All millimeter dimensions are exact and supersede inch conversions.

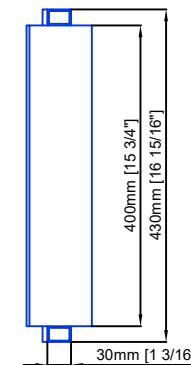
Copyright MWE NA Inc., all rights reserved. Reproduction or other use of these designs without written consent from MWE NA Inc. is prohibited.

Ladder height at or above 3000mm [118 1/8"]  
require safety side rails SL.6052.AK

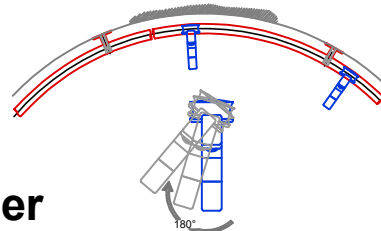
AFF = Above Finished Floor



\*\*Ladder height above 3000mm [118 1/8"] requires alternative telescoping head at 65mm [2 9/16"]



Example:  
- Curved rail  
- Rail radius on request



# Vario Telescoping Ladder

## SL.6005.AK.E

Date Prepared: January 2023

Prepared By: AB

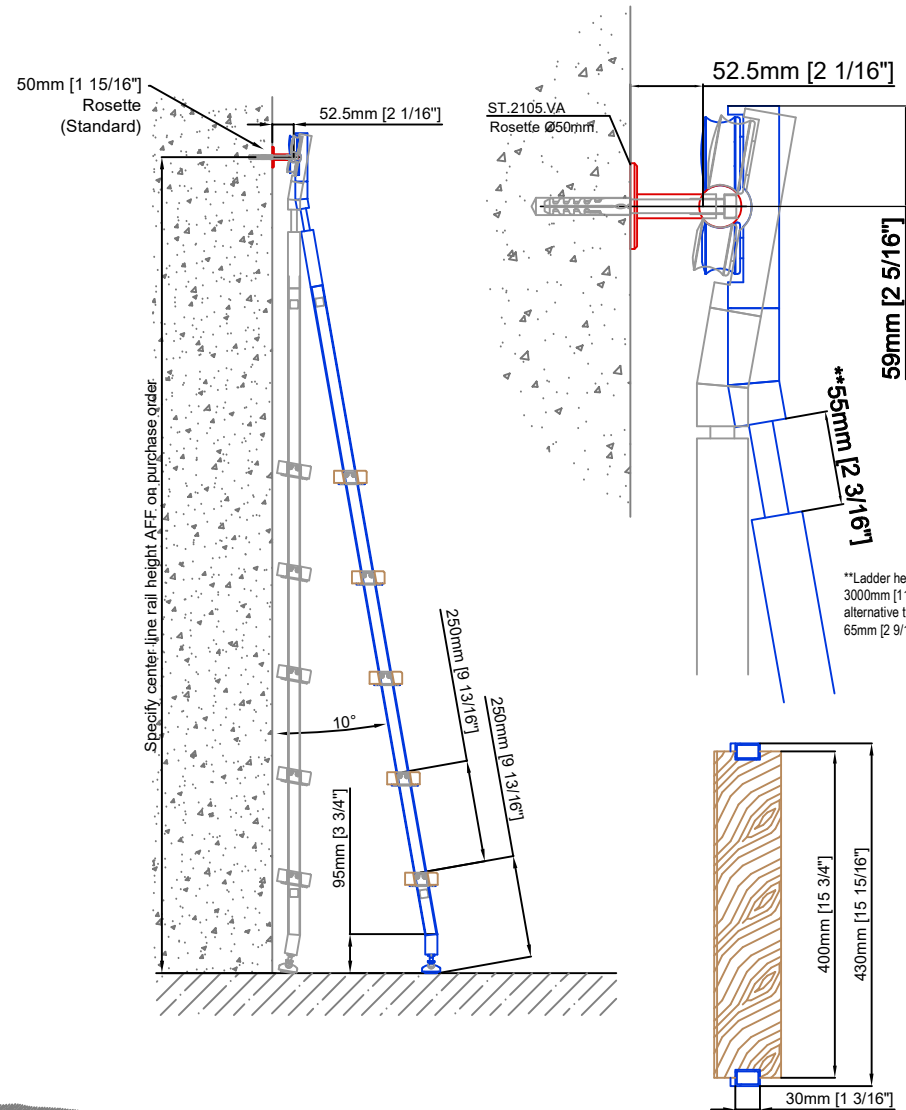
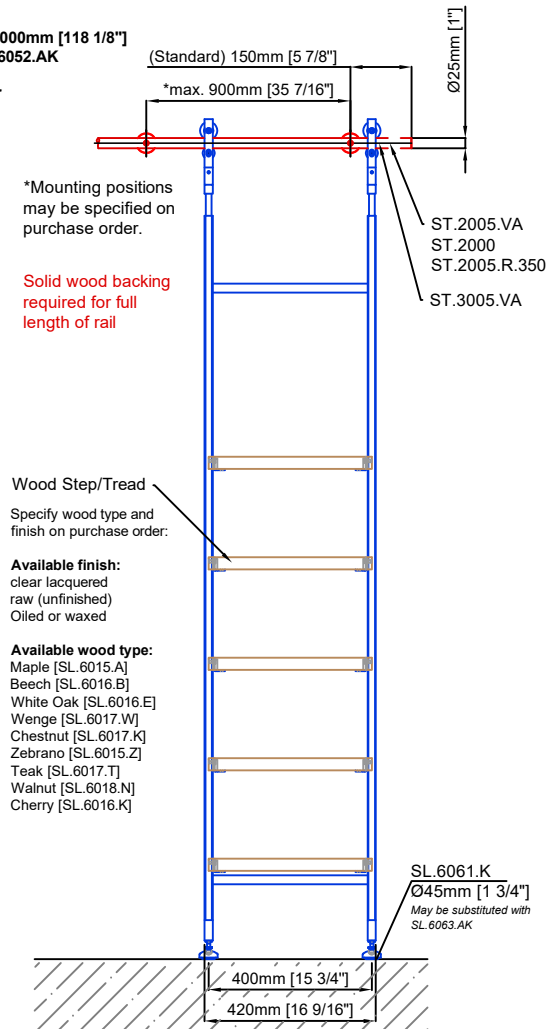
**MWE**  
Stainless Steel Manufacturer  
NORTH AMERICA  
Email: [sales@mwe-na.com](mailto:sales@mwe-na.com)  
[www.mwe-na.com](http://www.mwe-na.com)

Technical drawings are subject to change without notice.  
All millimeter dimensions are exact and supersede inch conversions.

Copyright MWE NA Inc., all rights reserved. Reproduction or other use of these designs without written consent from MWE NA Inc. is prohibited.

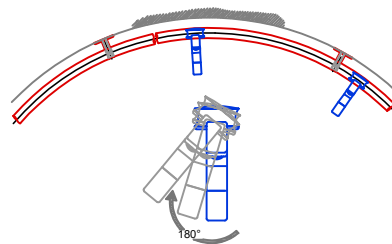
Ladder height at or above 3000mm [118 1/8"]  
require safety side rails SL.6052.AK

AFF = Above Finished Floor



\*\*Ladder height above 3000mm [118 1/8"] requires alternative telescoping head at 65mm [2 9/16"]

Example:  
- Curved rail  
- Rail radius on request



# Vario Telescoping Ladder

## SL.6005.AK.H

Date Prepared: January 2023

Prepared By: AB

**MWE**  
Stainless Steel Manufacturer  
NORTH AMERICA

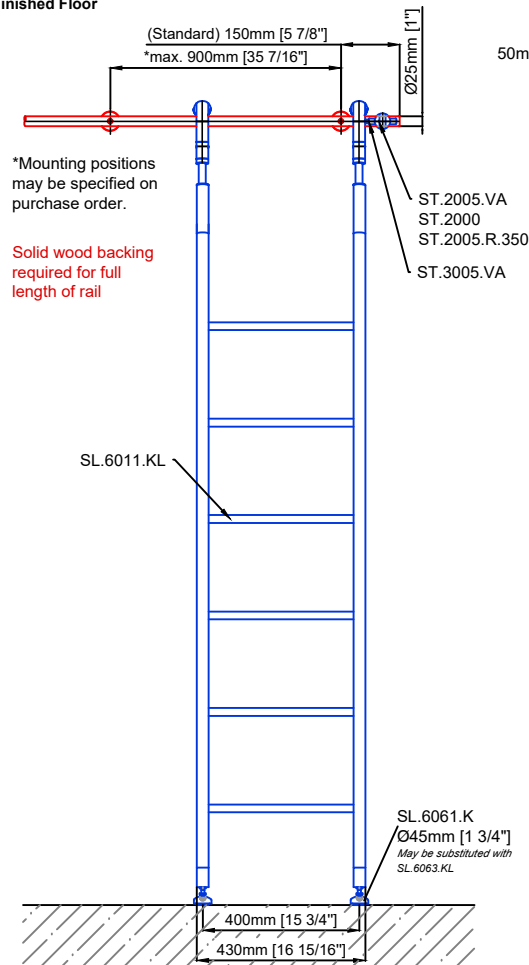
Email: [sales@mwe-na.com](mailto:sales@mwe-na.com)  
[www.mwe-na.com](http://www.mwe-na.com)

Technical drawings are subject to change without notice.  
All millimeter dimensions are exact and supersede inch conversions.

Copyright MWE NA Inc., all rights reserved. Reproduction or other use of these designs without written consent from MWE NA Inc. is prohibited.

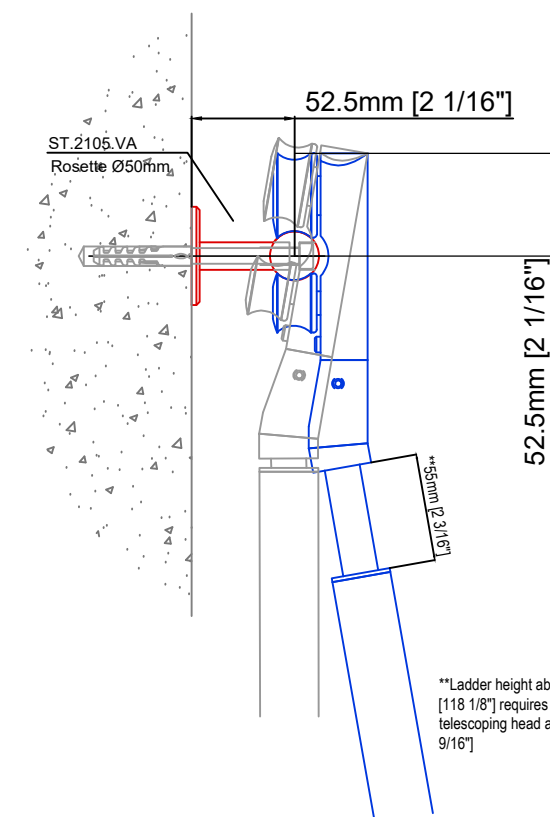
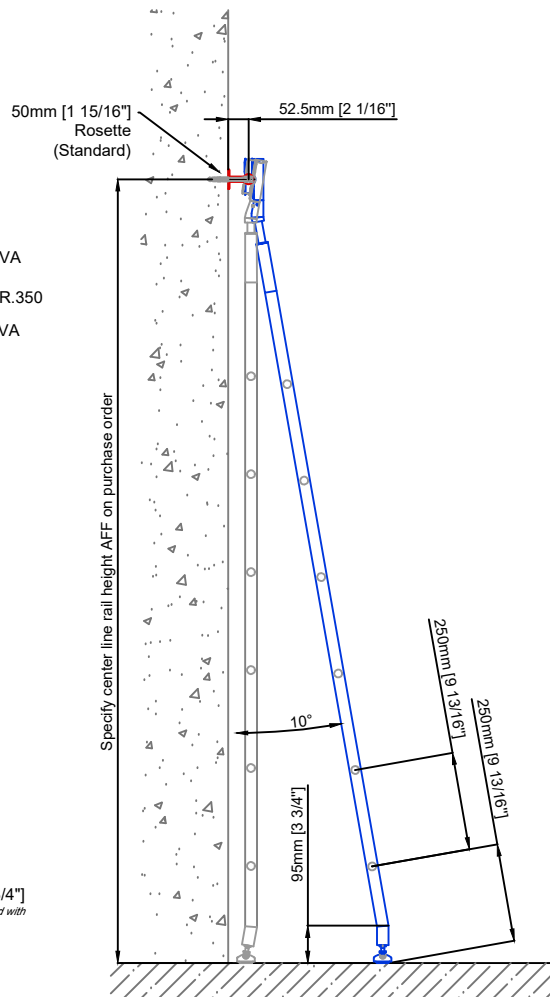
Ladder height at or above 3000mm [118 1/8"]  
require safety side rails SL.6052.KL

AFF = Above Finished Floor

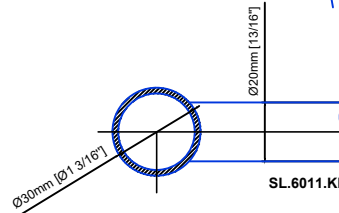


\*Mounting positions  
may be specified on  
purchase order.

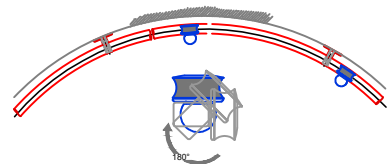
Solid wood backing  
required for full  
length of rail



\*\*Ladder height above 3000mm  
[118 1/8"] requires alternative  
telescoping head at 65mm [2  
9/16"]



Example:  
- Curved rail  
- Rail radius on request



# Vario Telescoping Ladder

## SL.6005.KL

Date Prepared: January 2023

Prepared By: AB

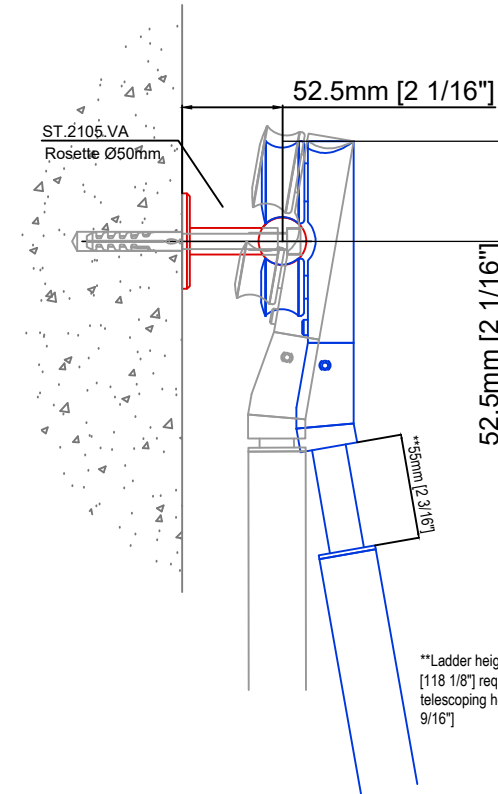

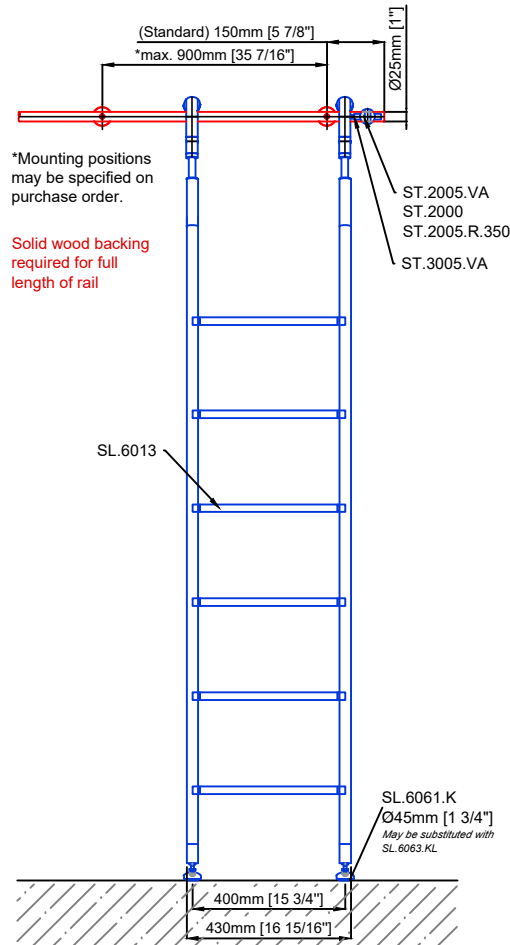
**MWE**<sup>®</sup>  
Stainless Steel Manufacturer  
NORTH AMERICA  
Email: [sales@mwe-na.com](mailto:sales@mwe-na.com)  
[www.mwe-na.com](http://www.mwe-na.com)

Technical drawings are subject to change without notice.  
All millimeter dimensions are exact and supersede inch conversions.

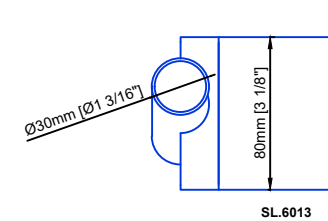
Copyright MWE NA Inc., all rights reserved. Reproduction or other use of these designs without written consent from MWE NA Inc. is prohibited.

Ladder height at or above 3000mm [118 1/8"]  
require safety side rails SL.6052.KL

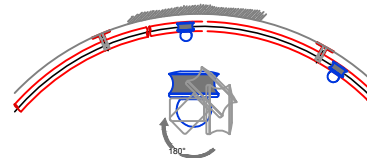
AFF = Above Finished Floor



\*\*Ladder height above 3000mm  
[118 1/8"] requires alternative  
telescoping head at 65mm [2  
9/16"]



Example:  
- Curved rail  
- Rail radius on request



# Vario Telescoping Ladder

## SL.6005.KL.E

Date Prepared: January 2023

Prepared By: AB

**MWE**  
Stainless Steel Manufacturer  
NORTH AMERICA

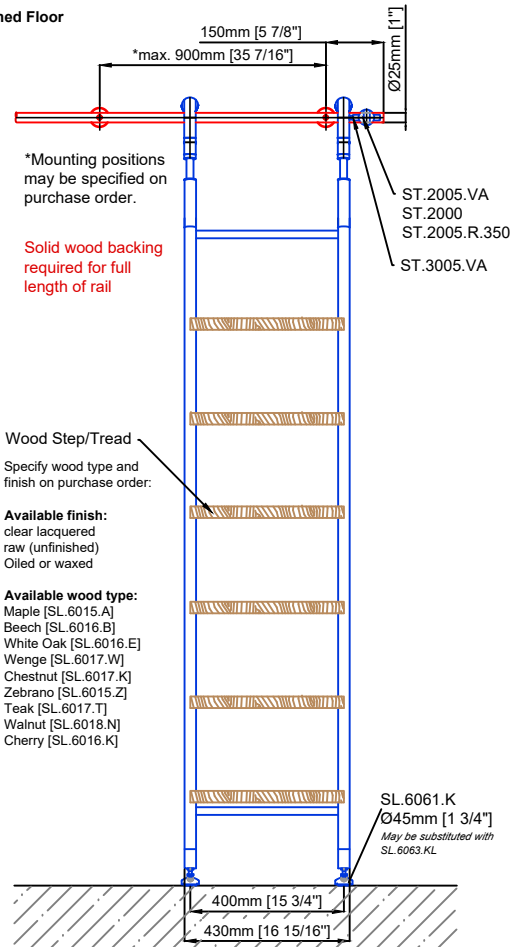
Email: [sales@mwe-na.com](mailto:sales@mwe-na.com)  
[www.mwe-na.com](http://www.mwe-na.com)

Technical drawings are subject to change without notice.  
All millimeter dimensions are exact and supersede inch conversions.

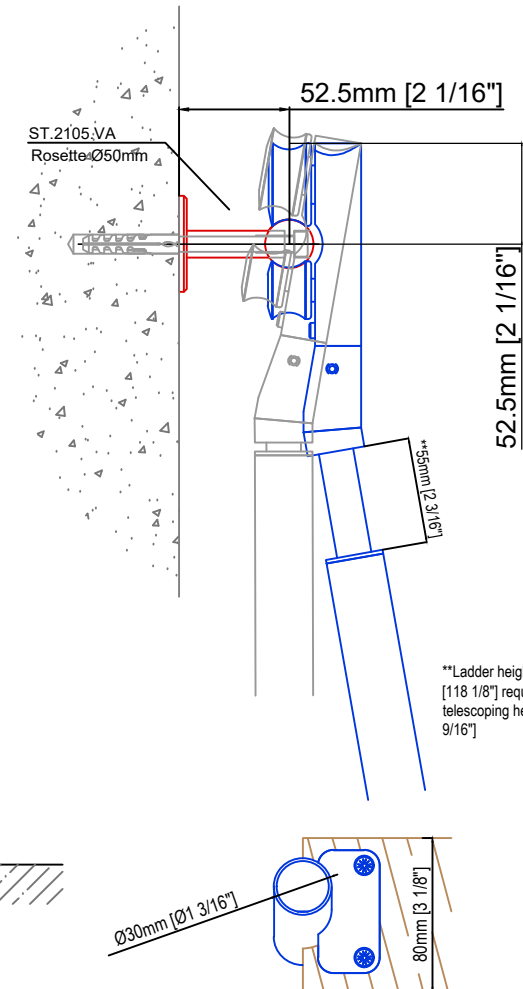
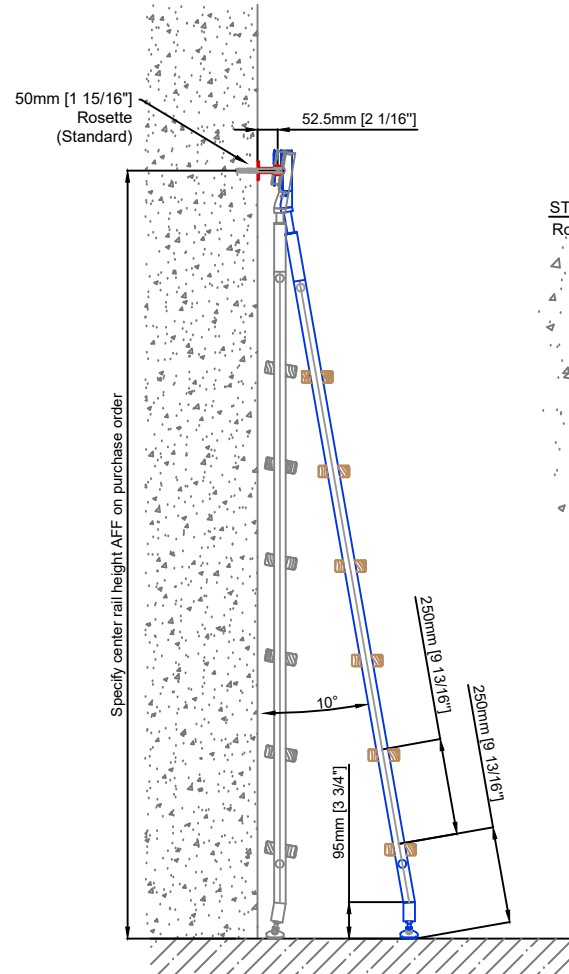
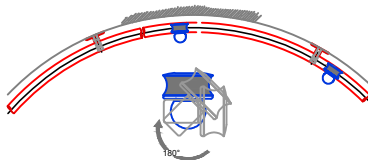
Copyright MWE NA Inc., all rights reserved. Reproduction or other use of these designs without written consent from MWE NA Inc. is prohibited.

Ladder height at or above 3000mm [118 1/8"]  
require safety side rails SL.6052.KL

AFF = Above Finished Floor



Example:  
- Curved rail  
- Rail radius on request



# Vario Telescoping Ladder

## SL.6005.KL.H

Date Prepared: January 2023

Prepared By: AB

**MWE**<sup>®</sup>  
Stainless Steel Manufacturer  
NORTH AMERICA

Email: [sales@mwe-na.com](mailto:sales@mwe-na.com)  
[www.mwe-na.com](http://www.mwe-na.com)